
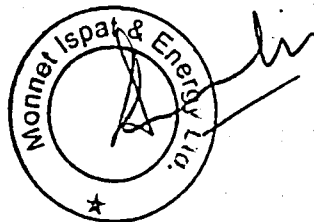


Introductory sub-table (I)(a)


Name of the Company: MONNET ISPAT & ENERGY LIMITED			
Scrip Code/Name of Scrip	NSE	MONNETISPA	
	BSE	513446	
Class of security: EQUITY SHARES			
As on : 30/06/2015			
Partly paid-up shares:-			
	No. of partly paid-up shares	As a % of total no. of partly paid-up shares	As a % of total no. of shares of the company
Held by promoter/promoter group	0	#DIV/0!	0
Held by public	0	#DIV/0!	0
Total - D	0	#DIV/0!	0
Outstanding convertible securities:-			
	No. of outstanding securities	As a % of total no. of outstanding convertible securities	As a % of total no. of shares of the company, assuming full conversion of the convertible securities
Held by promoter/promoter group	0	#DIV/0!	0
Held by public *	0	#DIV/0!	0
Total - E	0	#DIV/0!	0
Warrants:-			
	No. of warrants	As a % of total no. of warrants	As a % of total no. of shares of the company, assuming full conversion of warrants
Held by promoter/promoter group	0	#DIV/0!	0
Held by public	0	#DIV/0!	0
Total - F	0	#DIV/0!	0
Total paid-up capital of the company, assuming full conversion of warrants and convertible securities			
	65825681		100.00



Statement Showing Shareholding Pattern								
Category code	Category of Shareholder	Number of Shareholders	Table (I)(a)		Total shareholding as a percentage of total number of shares		Shares Pledged or otherwise encumbered	
			Total number of shares	Number of shares held in dematerialized form	As a percentage of (A+B) ¹	As a percentage of (A+B+C)	Number of shares	As a percentage
(I)	(II)	(III)	(IV)	(V)	(VI)	(VII)	(VIII)	(IX) = (VIII)/(IV)*100
(A)	Shareholding of Promoter and Promoter Group²							
1	Indian							
(a)	Individuals/ Hindu Undivided Family	2	254448	254448	0.39	0.39	0	0.00
(b)	Central Government/ State Government(s)							
(c)	Bodies Corporate	7	25682225	25682225	39.02	39.02	0	0.00
(d)	Financial Institutions/ Banks							
(e)	Any Others(Specify)							
(e-i)	Directors & their Relatives	7	6046168	6046168	9.19	9.19	0	0.00
(e-ii)								
	Sub Total(A)(1)	16	31982841	31982841	48.59	48.59	0	0.00
2	Foreign							
a	Individuals (Non-Residents Individuals/ Foreign Individuals)				0.00	0.00	0	#DIV/0!
b	Bodies Corporate				0.00	0.00	0	#DIV/0!
c	Institutions				0.00	0.00	0	#DIV/0!
d	Qualified Foreign Investor				0.00	0.00	0	#DIV/0!
e	Any Others(Specify)				0.00	0.00	0	#DIV/0!
e-i					0.00	0.00	0	#DIV/0!
e-ii					0.00	0.00	0	#DIV/0!
	Sub Total(A)(2)	0	0	0	0.00	0.00	0	#DIV/0!
	Total Shareholding of Promoter and Promoter Group (A)= (A)(1)+(A)(2)	16	31982841	31982841	48.59	48.59	0	0.00
(B)	Public shareholding							
1	Institutions							
(a)	Mutual Funds/ UTI	4	35772	33872	0.05	0.05		




(b)	Financial Institutions / Banks	2	31860	31860	0.05	0.05		
(c)	Central Government/ State Government(s)							
(d)	Venture Capital Funds							
(e)	Insurance Companies							
(f)	Foreign Institutional Investors	14	14120537	14120537	21.45	21.45		
(g)	Foreign Venture Capital Investors							
(h)	Qualified Foreign Investor							
(i)	Any Other (specify)							
(i-i)								
(i-ii)								
	Sub-Total (B)(1)	20	14188169	14186269	21.55	21.55		
B 2	Non-Institutions							
(a)	Bodies Corporate	780	8432546	8426153	12.81	12.81		
(b)	Individuals							
I	Individuals -i. Individual shareholders holding nominal share capital up to Rs 1 lakh	23025	8088995	7693974	12.29	12.29		
II	ii. Individual shareholders holding nominal share capital in excess of Rs. 1 lakh.	122	2157056	2157056	3.28	3.28		
(c)	Qualified Foreign Investor							
(d)	Any Other (specify)							
(d-i)	Hindu Undivided Families	619	637086	637086	0.97	0.97		
(d-ii)	Non Resident Indians	218	336692	312996	0.51	0.51		
(d-iii)	Directors & their relatives	3	2296	2296	0.00	0.00		
(d-iv)	Trusts and Foundations							
	Sub-Total (B)(2)	24767	19654671	19229561	29.86	29.86		
(B)	Total Public Shareholding (B)= (B)(1)+(B)(2)	24787	33842840	33415830	51.41	51.41		
	TOTAL (A)+(B)	24803	65825681	65398671	100.00	100.00		
(C)	Shares held by Custodians and against which Depository Receipts have been issued							
1	Promoter and Promoter Group				0.00		#DIV/0!	
2	Public				0.00			
	Sub-Total (C)	0	0	0	0	0		
	GRAND TOTAL (A)+(B)+(C)	24803	65825681	65398671	100.00	0	0.00	



(I)(b) Statement showing holding of securities (including shares, warrants, convertible securities) of persons belonging to the category "Promoter and Promoter Group"

Sr. No.	Name of the shareholder	Details of Shares held		Encumbered shares (*)			Details of warrants		Details of convertible securities		Total shares (including underlying shares assuming full conversion of warrants and convertible securities) as a % of diluted share capital
		Number of shares held	As a % of grand total (A) + (B) + (C)	No.	As a percentage	As a % of grand total (A)+(B)+(C) of sub-clause (I)(a)	Number of warrants held	As a % total number of warrants of the same class	Number of convertible securities held	As a % total number of convertible securities of the same class	
(I)	(II)	(III)	(IV)	(V)	(VI) = (V)/(III)*100	(VII)	(VIII)	(IX)	(X)	(XI)	(XII)
1	MAHENDRA KUMAR JAJODIA	250000	0.38	0	0.00	0.00	0	#DIV/0!	0	#DIV/0!	0.38
2	SANDEEP JAJODIA	4448	0.01	0	0.00	0.00	0	#DIV/0!	0	#DIV/0!	0.01
3	APEKSHA SECURITIES LTD	160000	0.24	0	0.00	0.00	0	#DIV/0!	0	#DIV/0!	0.24
4	MONNET PROPERTIES PRIVATE LIMITED	4640	0.01	0	0.00	0.00	0	#DIV/0!	0	#DIV/0!	0.01
5	PARAS TRADERS PRIVATE LIMITED	12432	0.02	0	0.00	0.00	0	#DIV/0!	0	#DIV/0!	0.02
6	HARSHWARDHAN LEASING LTD	332	0.00	0	0.00	0.00	0	#DIV/0!	0	#DIV/0!	0.00
7	MONNET INTERNATIONAL LIMITED	381096	0.58	0	0.00	0.00	0	#DIV/0!	0	#DIV/0!	0.58
8	UDHYAM MERCHANDISE PVT LTD	25123675	38.17	0	0.00	0.00	0	#DIV/0!	0	#DIV/0!	38.17
9	MONNET INDUSTRIES LTD	50	0.00	0	0.00	0.00	0	#DIV/0!	0	#DIV/0!	0.00
10	SANDEEP JAJODIA	1110289	1.69	0	0.00	0.00	0	#DIV/0!	0	#DIV/0!	1.69
11	SEEMA JAJODIA	8801	0.01	0	0.00	0.00	0	#DIV/0!	0	#DIV/0!	0.01
12	NIKUNJ JAJODIA	2684558	4.08	0	0.00	0.00	0	#DIV/0!	0	#DIV/0!	4.08
13	NIKITA JAJODIA	46880	0.07	0	0.00	0.00	0	#DIV/0!	0	#DIV/0!	0.07
14	MAHENDRA KUMAR JAJODIA	947490	1.44	0	0.00	0.00	0	#DIV/0!	0	#DIV/0!	1.44
15	SUDHA JAJODIA	1243150	1.89	0	0.00	0.00	0	#DIV/0!	0	#DIV/0!	1.89
16	SABINA RUNGTA	5000	0.01	0	0.00	0.00	0	#DIV/0!	0	#DIV/0!	0.01
	TOTAL	31982841	48.59	0	0.00	0.00	0	#DIV/0!	0	#DIV/0!	48.59

(*) The term "encumbrance" has the same meaning as assigned to it in regulation 28(3) of the SAST Regulations, 2011



Statement showing details of Depository Receipts (DRs)

Sr. No.	Type of outstanding DR (ADRs, GDRs, SDRs, etc.)	Number of outstanding DRs	Number of shares underlying outstanding DRs	Shares underlying outstanding DRs as a percentage of total number of shares (i.e., Grand Total (A)+(B)+(C) indicated in Statement at para (l)(a) above}
1				0.00
2				0.00
3				0.00
4				0.00
5				0.00
6				0.00
7				0.00
8				0.00
9				0.00
TOTAL		0	0	0.00

